



UNIVERSITY OF  
**SOUTH CAROLINA**  
LANCASTER



## Campus Summary

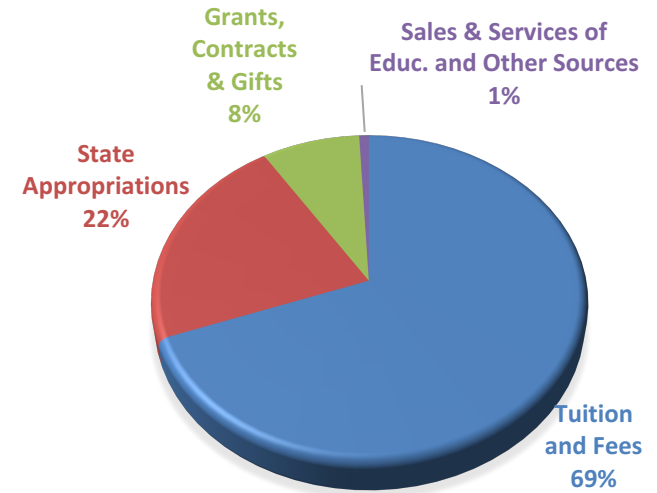
- Enrollment: Fall 2016—1845  
(headcount) Spring 2017—1488 (as of 3/6/17; will be final on 3/15/17)
- Increases in headcount and **11%** jump in **FTE** students from **2015 to 2016**
- **Spring 2016** enrollment up **14%** (headcount) over previous spring
- **Summer 2016** enrollment up **20.16%** (headcount) over previous summer
- Carry forward fund balance at 45% of goal; projected increase in carry forwards (net revenue increase) of 7% (\$686K) in 2016
- Over **200** Palmetto College online + Columbia RN/BSN enrollments with small growth
- Since its opening, the **Native American Studies Center** has welcomed over **29,000** visitors from **42** states and **22** foreign countries, and hosted three years of Lunch and Learn community events with 1179 guests from 2014-2016





**FY17 BUDGET PROJECTION**

<b>PROGRAM</b>	<b>FY16 ACTUAL</b>	<b>FY17 PROJECTION</b>
Instruction	\$5,935,515	\$ 6,137,466
Research	\$ 64,656	\$ 49,159
Public Service	\$ 74,835	
Academic Support	\$ 775,522	\$ 787,846
Student Services	\$ 763,599	\$ 750,462
Institutional Support	\$ 817,513	\$ 765,251
Operation and Maintenance of Plant	\$1,238,210	\$ 1,221,745
Scholarships and Fellowships	\$ 241,751	\$ 240,895
<b>TOTAL USE</b>	<b>\$9,826,498</b>	<b>\$ 9,952,824</b>
<b>CHANGE IN FUND BALANCE</b>	<b>\$ 209,006*</b>	<b>\$ 412,868*</b>



**FY17 FUND SOURCES**

\*The change in fund balance line at the bottom is the carry forward we are building each fiscal year. We are currently working toward the equivalent of 3-months operation in carry forward.





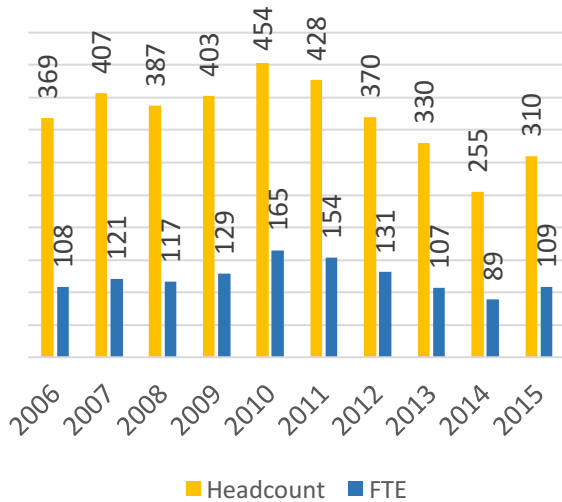
2015/2016	FY2016 Total BASE Operating Appropriations	Calculated Appropriation per Resident FTE
Clemson	\$ 72,291,817	\$ 5,517.08
SC State	\$ 13,075,021	\$ 5,318.39
USC Columbia	\$ 101,937,577	\$ 5,237.16
Citadel	\$ 9,547,794	\$ 4,226.10
USC Sumter	\$ 2,806,966	\$ 4,214.03
Francis Marion	\$ 13,591,433	\$ 4,203.26
College of Charleston	\$ 22,101,091	\$ 3,455.94
Winthrop	\$ 14,567,692	\$ 3,075.86
Lander	\$ 6,889,072	\$ 2,891.82
USC Aiken	\$ 7,332,805	\$ 2,739.51
USC Upstate	\$ 10,192,157	\$ 2,241.52
USC Beaufort	\$ 3,031,306	\$ 2,122.78
USC Salkehatchie	\$ 1,495,449	\$ 2,075.05
Coastal Carolina	\$ 10,591,478	\$ 1,861.78
USC Union	\$ 711,203	\$ 1,720.67
USC Lancaster	\$ 1,919,835	\$ 1,719.46

Source: CHE Database

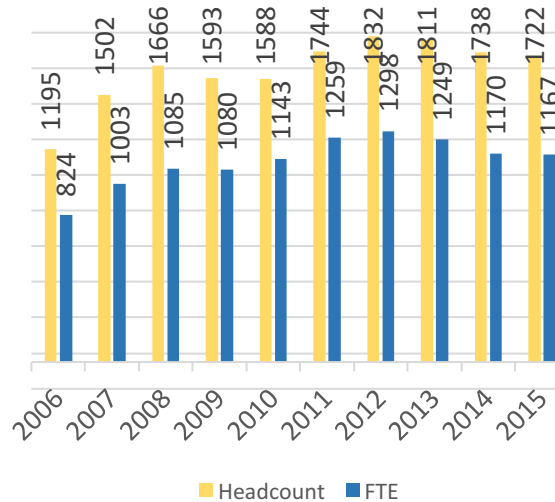


# Enrollment: Associate Degree Programs USC Lancaster 10 Year Enrollment

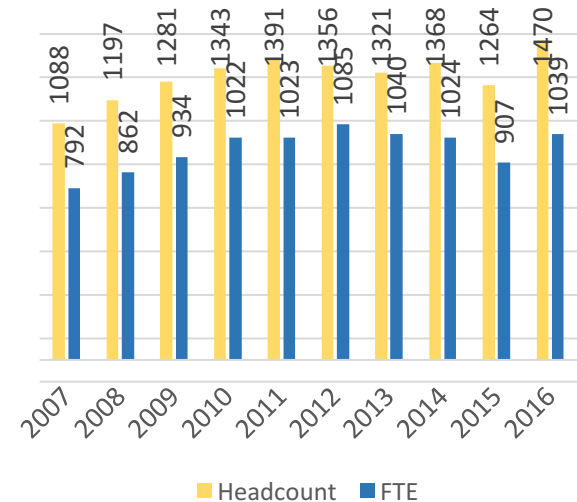
## Summer



## Fall



## Spring



# Enrollment: Bachelor's Degree Programs Lancaster

## Enrollment in On Campus Bachelor's Degree Completion Fall 2010 – 2015

	Nursing – Columbia
2011	52
2012	55
2013	57
2014	66
2015	66

## Enrollment in Palmetto College Online Degree Completion Programs Fall 2014 – Spring 2016

Degree Completion Program	Fall 2014	Spring 2015	Summer 2015	Fall 2015	Spring 2016
Columbia Elementary Ed.	4	4	0	11	10
Columbia PC BLS	74	72	11	77	70
Columbia PC BOL	60	53	9	54	47
Upstate Criminal Justice	2	2	1	1	1
Upstate Nursing - R.N.	2	1	1	0	0
Aiken Business Admin.	1	2	1	3	4
Beaufort Human Services	1	3	0	3	3
TOTAL	144	137	23	149	135

